



Academic Uniform and Sports Uniform

The College uniform is a visible sign of the school as an entity. The wearing of the College uniform encourages confidence and pride in oneself as an individual and identifies the student as a member of the College Community. Students seeking to enrol at Greensborough College agree to accept the responsibility to wear the compulsory College uniform on all occasions in the correct manner as approved by the College Council.

At Greensborough College we pride ourselves on the College uniform. Students not conforming to these rules will be considered in breach of this uniform policy and subject to escalating consequences.



General Appearance

- Uniforms should be worn correctly according to the description in the following tables.
- The information provided in this policy also covers the way uniform is to be worn on the way to or from school.
- The only items of outer (visible) clothing to be worn are those included in the official Greensborough College uniform lists below.
- Any garment worn under any uniform item must not be visible unless it is an approved uniform item.
- Dress, skirt, or short length is to be modest in length.
- Shirts and dresses must always be buttoned up modestly.
- No garments from the Academic Uniform list may be worn with the PE uniform except for the soft-shell jacket and the rugby polo.
- Uniforms should be worn in appropriate sizes, e.g. not over size.
- Students are expected to be neat in appearance.
- Uniforms must be clean and in good repair.
- Running shoes may be worn to and from school with correct PE uniform.
- All students must wear traditional black leather lace-up school shoes when wearing the Academic Uniform. Black leather shoes should be polished regularly. T-Bar style shoes are not permitted due to OH&S regulations.
- In the interest of personal and public health, students are expected to show high standards of personal hygiene and cleanliness.

Important points to note:


1. Full academic uniform must be worn as requested by the College, for example on school photo day.
2. Correct PE Uniform may be worn on any day, unless requested as noted in Item 1 above. Academic Uniform must be worn if full PE Uniform is not available.
3. Events, such as excursions, will clearly state whether Academic or PE uniform will be required. Students may be refused participation if not wearing correct uniform.
4. OH&S requirements for PE, Sport, Manual Technology, Food Technology and any other subjects with OH&S requirements, override this Policy. This is about the wearing of nail length, jewellery and piercings which may be asked to be removed or taped over where an occupational health and safety risk applies.
5. No other jewellery or accessories are approved except for what is listed in the below tables.
6. Hair, including facial hair, must be neat, tidy and clean.


SCHOOL UNIFORM LIST AND GUIDELINES

Academic Uniform Coordinates			
#	Exclusive to uniform supplier	Garment Description	Guidelines for wearing
1.	Yes	Soft Shell Jacket	May be worn with Academic Uniform or PE Uniform.
2.	Yes	Dress	Dress to be modest in length. Worn with socks (see item #13) and black leather lace up school shoes (see item #14).
3.	No	Navy Shorts - Tailored Navy Shorts - Loose cut Must be plain navy academic/business style pants: <ul style="list-style-type: none"> • With fly and fastening • The GC logo is the only acceptable branding permitted • No other logos including embroidered logos • No external pockets e.g. Cargo style • No shorter than 5 cm above the knee 	Shorts to be modest in length. Worn with socks (see item #13) and black leather lace up school shoes (see item #14). Available from the Uniform Supplier. 
4.	Yes	Shirt/Blouse - Short Sleeve Shirt/Blouse - Long Sleeve	Tailored or straight cut are available. Shirts are to be buttoned up modestly.
5.	No	Navy Slacks - Tailored Navy Trousers - Loose cut Must be plain navy academic/business style pants: <ul style="list-style-type: none"> • With fly and fastening • The GC logo is the only acceptable branding permitted • No other logos including embroidered logos • No external pockets e.g. Cargo style • Must be full length (to the ankle) 	Worn with black leather lace up school shoes (see item #14). Available from the Uniform Supplier. 
6.	Yes	Navy Skirt	Skirt length is to be modest in length. Worn with socks (see item #13) or tights (see item #12) with black leather lace up school shoes (see item #14).
7.	Yes	Cardigan	To be worn with Academic Uniform only.
8.	Yes	Pullover	To be worn with Academic Uniform only.

9.	Yes	Rugby Polo	May be worn with Academic Uniform or PE Uniform.
10.	Yes	Blazer	Optional - to be worn with Academic Uniform only.
11.	Yes	School Tie	Optional – to be worn appropriately with Academic Uniform only.
12.	No	Tights	Navy tights – must be minimum 70 denier thickness. Available from the Uniform Supplier. Not to be worn with socks. Available from the Uniform Supplier.
13.	No	Socks	Plain white socks (must sit above ankle bone). Available from the Uniform Supplier. No logos.
14.	No	Shoes	Black leather lace up school shoes. No T-Bars or leather runners.




Physical Education (PE) Uniform Coordinates

	Exclusive to uniform supplier	Garment Description	Guidelines for wearing
15.	Yes	PE Top – Short Sleeve PE Top – Long Sleeve	Required for any practical PE Class and all year levels competing interschool sport.
16.	No	<p>Sports Short – stretch microfiber Sports Short – stretch microfiber with built in brief</p> <ul style="list-style-type: none"> • Must be plain navy • The GC logo is the only acceptable branding permitted • No other logos including embroidered logos • Shorts must have an elasticated waist • Shorts cannot be any shorter than 5 cm above knee length • Shorts cannot have external pockets (e.g. cargo style) • Bike shorts are not acceptable 	<p>Required for any practical PE Class and all year levels competing interschool sport. Available from the Uniform Supplier.</p> 


17.	No	<p>Tracksuit Pants OR Plain navy fleece tracksuit pants</p> <ul style="list-style-type: none"> • Must be plain navy • The GC logo is the only acceptable branding permitted • No other logos including embroidered logos • Must have elasticated waist and bottom leg cuff • Pants cannot have any external pockets (e.g. cargo style) • Leggings are not acceptable 	<p>Required for any practical PE Class and all year levels competing interschool sport.</p> <p>Available from the Uniform Supplier.</p> 
18.	Yes	ADP Training Singlet	Only for ADP Training Sessions.
19.	No	Sport Socks	<p>White sport socks (must sit above ankle bone).</p> <p>Available from the Uniform Supplier. No logos.</p>
20.	No	Skins/Active Wear	<p>Worn under shorts or pants.</p> <p>Compulsory for ADP Training Sessions.</p> <p>May be worn under PE Uniform.</p>
21.	No	Running Shoes	<p>Shoes designed for sporting activities, such as running.</p> <p>Fashion shoes are not permitted.</p>

Greensborough College Accessories

Items below may be worn with Academic Uniform or PE Uniform.

22.	No	School Bag	Official Greensborough College School Bag or plain Navy School Bag (no logos). Available from the Uniform Supplier.
23.	No	Cap / Hat <ul style="list-style-type: none"> • Must be plain navy • The GC logo is the only acceptable branding permitted • No other logos including embroidered logos 	Worn appropriately – not to be worn indoors. 
24.	No	Beanie <ul style="list-style-type: none"> • Must be plain navy • The GC logo is the only acceptable branding permitted • No other logos including embroidered logos 	Worn appropriately – not to be worn indoors. 
25.	No	Scarf <ul style="list-style-type: none"> • Must be plain navy • The GC logo is the only acceptable branding permitted • No other logos including embroidered logos • Must not be longer than 180 cm 	Worn appropriately. 
26.	Yes	VET Auto Jacket	VET Auto students only. Puffer-style Greensborough College jacket.
27.	No	VET Chef's Whites	VET Hospitality/Cookery students only.
28.	Yes	Year 12 Jacket	Year 12 students only. Official Greensborough College Jacket.
29.	No	Belt or Braces	Black or navy in colour. Plain, unobtrusive buckle. Available from the Uniform Supplier.

Approved Accessories for all students

Piercings	<p>Earrings</p> <ul style="list-style-type: none"> • Plain and silver, gold, clear or black in colour only. • Maximum of 6 earrings over the 2 ears. • Earrings <u>to be no longer than 4mm across and</u> must be flat and unobtrusive (not obvious) in design. • Sleeper style earrings to be no larger than a \$2 coin's diameter and thickness. <u>longer than 12mm in diameter</u> and be made of a <u>wire gauge no greater than 2mm.</u> • No hanging earrings other than the sleeper style described above. • No spacers allowed. <p>Facial piercings</p> <ul style="list-style-type: none"> • Clear, silver, gold or black in colour. • Maximum of 1 facial piercing. • Must be unobtrusive in design (not obvious).
Jewellery	<p>Rings</p> <ul style="list-style-type: none"> • Must be plain in style and unobtrusive (not obvious) in design. • Maximum of 2 rings over the 2 hands. <p>Necklaces</p> <ul style="list-style-type: none"> • Must be plain in style and unobtrusive (not obvious) in design. • Maximum of 1 necklace. <p>Bracelets</p> <ul style="list-style-type: none"> • Must be plain in style and unobtrusive (not obvious) in design. • Maximum of 1 bracelet. <p>Watches</p> <ul style="list-style-type: none"> • Are allowed, this includes both digital and analogue watches. • No cellular style smart watches, only GPS enabled watches allowed for fitness tracking. This is in line with the Greensborough College Mobile Phone – Student Use Policy which aligns with the Minister of Education's DET Mobile Phone - Student Use Policy.
Make Up	<ul style="list-style-type: none"> • Make up is not encouraged and if worn must be unobtrusive and kept to a minimum. • If make up is considered excessive, including oversized fake eyelashes and heavy eyeliner, students will be asked to remove it.
Nails	<ul style="list-style-type: none"> • Nails need to clear, nude or pale pink polish. If other nail polish is worn, it will have to be removed. • Nails must not extend more than 5mm beyond the fingertip. • Artificial nails are permitted providing they meet the same guidelines. • Acceptable Colours shown to the right. <div style="text-align: right;">  </div>

POLICY REVIEW AND APPROVAL

Policy last reviewed	November 2025
Approved by	School Council
Next scheduled review date	November 2027